


THE ANDIMAXX SERIES

MOVING TABLE FRONT TO BACK



The ANDIMAXX Series Moving Table 3-axis machining centers set a new level of CNC accuracy and machining performance. The combination of a highly rigid base, steel weldments and castings and high accuracy Servo System make the ANDIMAXX an ideal choice for machining wood, MDF, plywood plastic, aluminum and composite materials.

The Anderson fixed bridge and moving table design provides easy machine access. The webbed steel substructure remains smooth and rigid while cutting in X, Y and Z-axis. The ANDIMAXX CNC machining centers set a new standard in high speed CNC machining and as it is designed to handle heavy

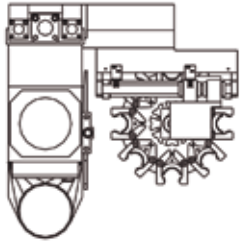
duty CNC machining in thin and thicker flat and aluminum plate.

The ANDIMAXX CNC machining center is designed to handle heavy duty CNC machining in thin and thicker flat and autoclaved composites.

CNC Controls include Ethernet options to provide remote technical support; optional C-Axis is available. Work piece holding flexibility is provided by optional clamping, grid or manifold vacuum systems.

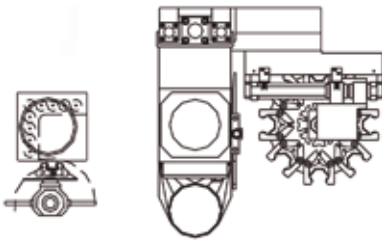

The ANDIMAXX CNC Machining Center utilizes an industry standard G-code for control functions that allows easy interfacing with all major CAD/CAM software and industry standard solid modeling software packages.

Basic configuration	ANDIMAXX
No. of tables	1
No. of vacuum zones per table	2
Table size X	3700 mm (146 in)
Table size Y	1600 mm (63 in)
Stroke of X-axis	2000 mm (79 in)
Stroke of Y-axis	4100 mm (162 in)
Stroke of Z-axis	250 mm (10 in)
Rapid travel Speed in X	60 M/min
Rapid travel Speed in Y	60 M/min
Rapid travel Speed in Z	12 M/min
Spindle Data	
Power	11 Kw
Max. Speed (rpm)	24000
Clamping system	HSK-63F
Tool changer	10
Boring block	ANDI Type
Vacuum pump	500 m ³ /HR
Controller	ANDI-FANUC
Dimensions: Floor Area	8550 x 3600 mm (337 x 142 in)
Height	3920 mm (155 in)
Weight	15000 kg



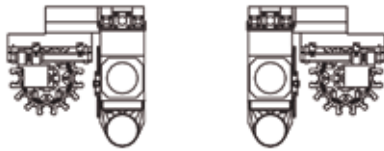
TC

Standard spindle configuration is a 15 HP Air cooled dynamic (travels with spindle) router spindle 0-24,000 rpm. 10, 12 or 16-position automatic tool changers are options. Robotic Arm Tool Changer and Water Cooled spindle versions are available. Single and Twin spindles option available.




TC+D

Standard boring unit is a 5 x 5 vertical spindle unit with horizontal boring unit with slotting saw option.



TC2

Open Architecture ANDI-Fanuc control with PC front-end processes industry standard code via a standalone Windows PC or Network PC enabling users to work with virtually any CAD/CAM or 3rd party software supplier.



The optional roller holddown system is designed to apply vertical (downward) pressure to aid the vacuum system in securing parts in a nested-based application that cannot be held properly via vacuum alone or for multiple sheet stacking.